

I4L

Modell 2010

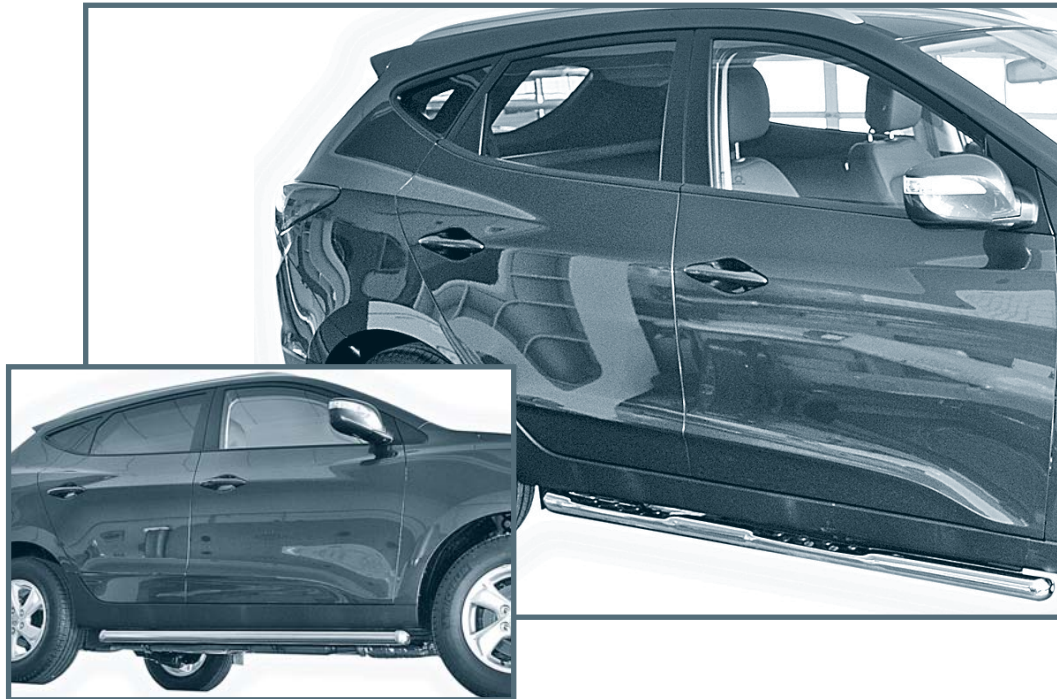
Modell 2014

Kia Sportage/Hyundai iX35/ Tucson/LM

Side bar 60 with Step and Rubber Dots /


Flankenschutzrohr 60 mit Noppenauftritt

Side Protection Pipe 60 / Flankenschutzrohr 60



FITTING INSTRUCTIONS

Montageanleitung • Instructions de montage
Instrucctionnes de montaje • Manual



50 Minuten

Artikel-Nr:

I4L 415I Stainless Steel

I4L 515I Steel black

9999Z-050744

I4L 425I Stainless Steel

I4L 525I Steel black

I4L 915I Mounting Set

9999Z-050743

Revision 3: 28.11.2013

I4L

Modell 2010

Modell 2014

Kia Sportage/Hyundai iX35/ Tucson/LM

Side bar 60 with Step and Rubber Dots /

Flankenschutzrohr 60 mit Noppenauftritt

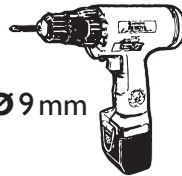
Side Protection Pipe 60 / Flankenschutzrohr 60

Required tools / Benötigte Werkzeuge / Outilsage requis / Herramientas necesarias

SW: 10 mm
SW: 13 mm
SW: 17 mm



Ø 9 mm



M6: 10 Nm
M8: 25 Nm
M10: 50 Nm



Parts list/ Teileliste/ Lista de accesorios

1 I4L4151.1 R (I4L5151.1 R) / I4L4151.2L (I4L5151.2L)



or

1 I4L4251.1 R (I4L5251.1 R) / I4L4251.2L (I4L5251.2L)



Mounting set I4L 9151 / Montagesatz I4L 9151

2 I4L5044R/ I4L5045L



3 I4L5040.1 R/ I4L5040.2L



4 I4L5042R/ I4L5043L



5 I4L5046R/ I4L5047L



6 M10; 1945058

4x



7 005573



Standard Parts list/ Normteileliste

| | | | |
|----------|--|-----------------|-----|
| a | | M6x25; DIN 933 | 2x |
| b | | M8x25; DIN 933 | 18x |
| c | | M8; DIN 934 | 8x |
| d | | M10; DIN 934 | 4x |
| e | | ø6; DIN 127 | 2x |
| f | | ø8; DIN 127 | 18x |
| g | | ø10; DIN 127 | 4x |
| h | | ø6,4; DIN 9021 | 2x |
| i | | ø8,4; DIN 9021 | 26x |
| k | | ø10,5; DIN 9021 | 4x |
| m | | M8; W-917-2 | 2x |

Artikel-Nr:

I4L 4151 Stainless Steel

I4L 5151 Steel black

9999Z-050744

I4L 4251 Stainless Steel

I4L 5251 Steel black

I4L 9151 Mounting Set

9999Z-050743

Revision 3: 28.11.2013

