


# Dodge Nitro, Model 6/2007

Side protection pipe 60 mm straight / Flankenschutzrohr 60 mm gerade



## Fitting instructions

Montageanleitung • Instructions de montage  
Instrucctionnes de montage • Manual



30 Minuten

### Artikel-Nr:

12V 4051 Stainless steel

12V 5051 Steel

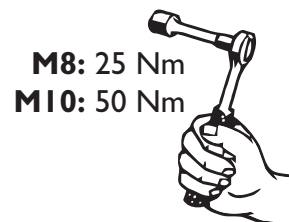
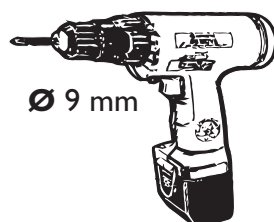
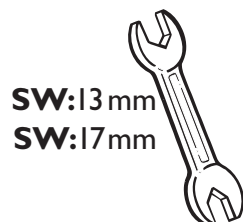
12V 9051 Mounting Set

Revision I: 4.4.2008


# Dodge Nitro, Model 6/2007

Side protection pipe 60 mm straight / Flankenschutzrohr 60 mm gerade

## Required tools / Benötigte Werkzeuge / Outillage requis / Herramientas necesarias



## Parts list / Teileliste / Lista de accesorios




## Mounting set I2V905I / Montagesatz I2V905I


**2** I2V 5052R + I2V 5152R (I2V 5053L + I2V 5153L) **2x**



**3** I2V 5054R + I2V 5154R (I2V 5055L + I2V 5155L) **2x**


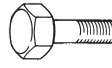








**4**  M10; I2V 513I **4x**

**5**  M10; I79 5056 **2x**

**6**  M8; I2V 503I **2x**

## Standard Parts list / Normteileliste

<b>a</b>		M8 x20; DIN 603	<b>8x</b>
<b>b</b>		M8 x25; DIN 933	<b>4x</b>
<b>c</b>		Ø 8; DIN 127	<b>14x</b>
<b>d</b>		Ø 10; DIN 127	<b>6x</b>
<b>e</b>		Ø 8,4; DIN 9021	<b>14x</b>
<b>f</b>		Ø 10,5; DIN 9021	<b>6x</b>
<b>g</b>		M8; DIN 934	<b>10x</b>
<b>h</b>		M10; DIN 934	<b>6x</b>

### Artikel-Nr:

I2V 405I Stainless steel

I2V 505I Steel

I2V 905I Mounting set

Revision I: 4.4.2008



www.antec-online.de

page/Seite 2/4

