



Dodge Nitro, Modell 6 / 2007

Rear corner bumper 42 / Heckeckenschutz 42



FITTING INSTRUCTIONS

Montageanleitung • Instructions de montage
Instrucctionnes de montage • Manual



30 Minuten

Artikel-Nr:

12V 4036 Stainless steel

12V 5036 Steel

12V 9036 Mounting Set

Revision I: 4.4.2008

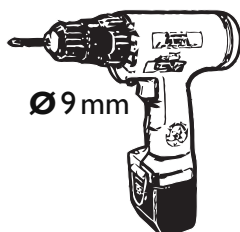
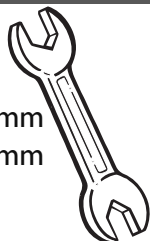


Dodge Nitro, Modell 6 / 2007

Rear corner bumper 42 / Heckeckenschutz 42

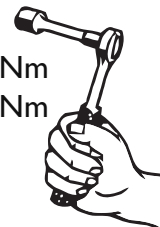
Required tools / Benötigte Werkzeuge / Outillage requis / Herramientas necesarias

SW: 10 mm
SW: 17 mm



Ø 9 mm

M6: 10 Nm
M10: 50 Nm



Parts list / Teileliste / Lista de accesorios

1 I2V 4036.1 R / I2V 4036.2 L



Standard Parts list / Normteilleiste

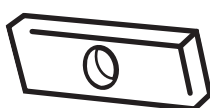
a		M6x30; DIN 933	8x
b		M10x40; DIN 933	1x
c		Ø 6; DIN 127	8x
d		Ø 10; DIN 127	1x
e		Ø 6,4; DIN 9021	8x
f		Ø 10,5; DIN 9021	1x

Mounting set I2V9036 / Montagesatz I2V9036

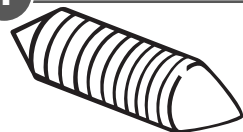
2 I45 50 26



3 M10; I45 50 64



4 M6; I2Z 5057 4x



5 005898 8x



Artikel-Nr:

I2V 4036 Stainless steel
I2V 5036 Steel
I2V 9036 Mounting Set

Revision I: 4.4.2008

